

Green Investor Day
May 8, 2014

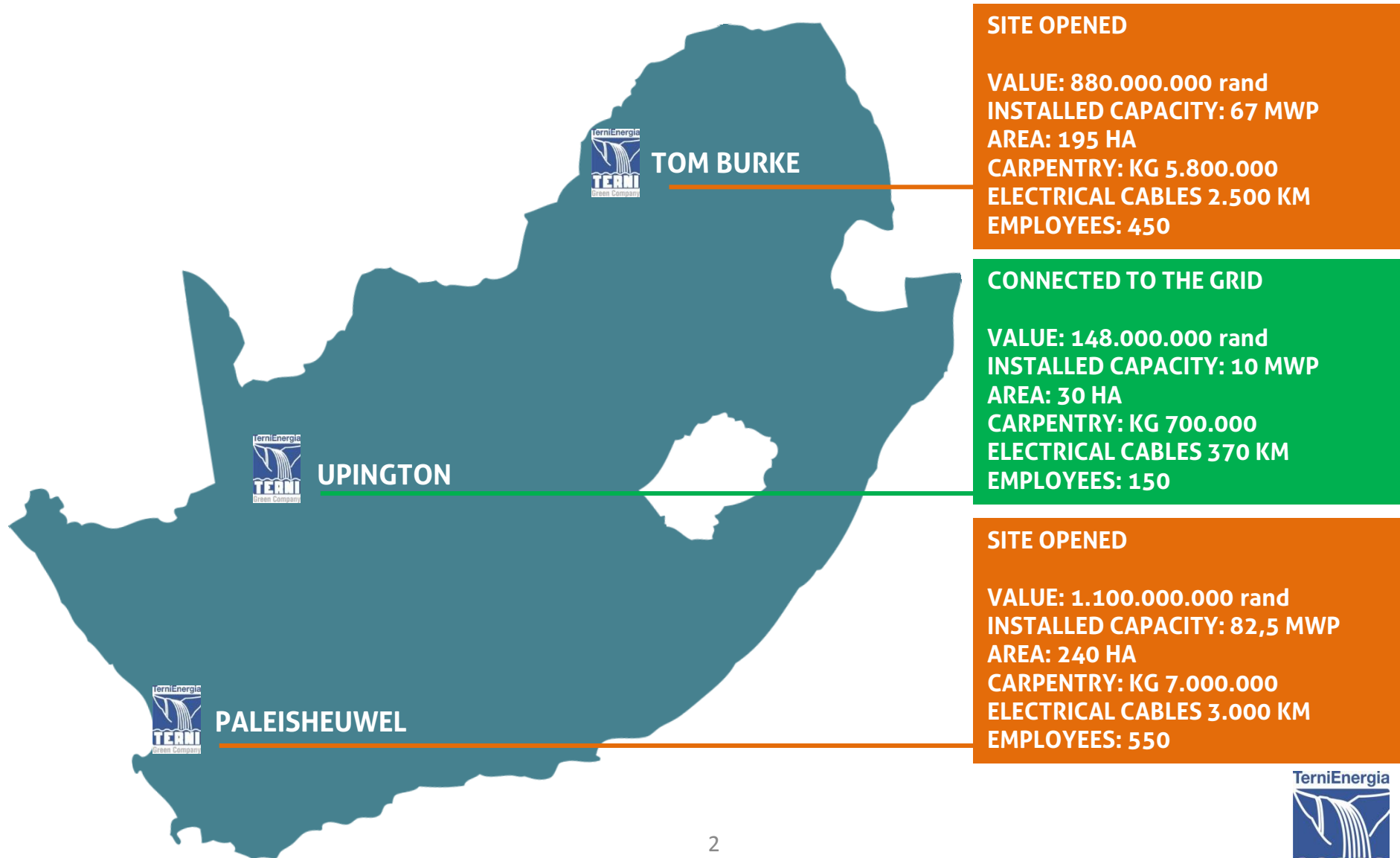
**DISCOVER
THE NEW
GREEN ERA**

TERNIENERGIA

STEFANO NERI
CHAIRMAN & CEO

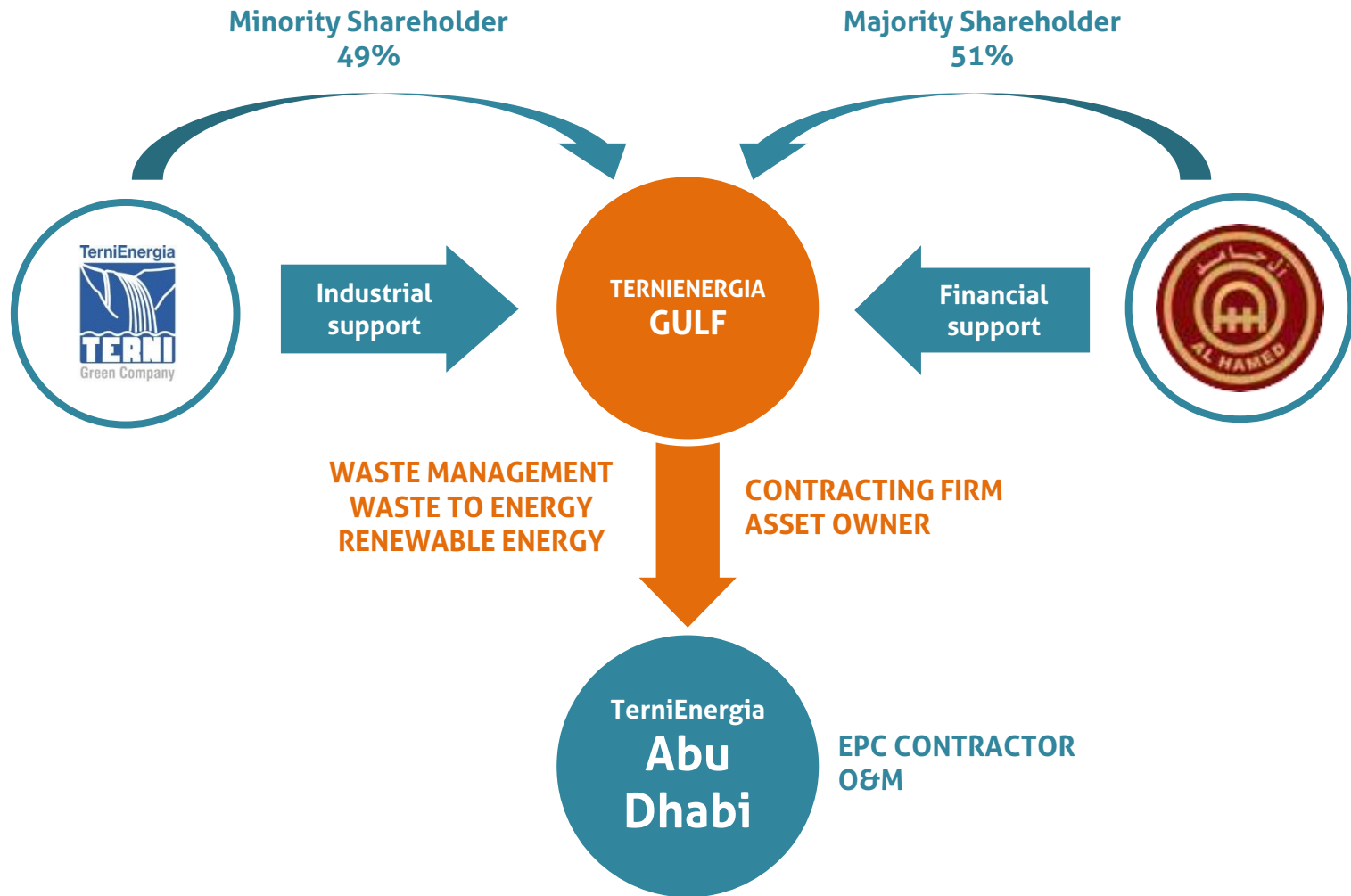


TERNIENERGIA SOUTH AFRICA WORK IN PROGRESS



TERNIENERGIA COUNTRY DIFFERENTIATION

TERNIENERGIA GULF PROJECT



TERNIENERGIA ITALIAN ACTIVITY: TOWARD THE VALUE CHAIN FULFILMENT

FREE ENERGIA ACQUISITION PROJECT

Signed a manifestation of interest for the acquisition of 100% of the share capital



2013 REVENUES ABOUT EURO 100 MIO

1Q 2014 REVENUES GROWTH +100%

ACTIVITIES:

- INNOVATIVE ENERGY TRADING
- ENERGY PROVIDER TO ELECTRICITY-CONSUMPTIVE CUSTOMERS AND CONSOLIDATED RESELLER
- "EVOLVED" HEDGING AND TRADING PLANNING
- VALUE ADDED INTEGRATED SERVICES FOR RENEWABLE ENERGY POWER PRODUCER, PLATFORM BUILT IN HOUSE
- MARKETING SERVICES
- RESELLER NETWORK



RENEWABLE ENERGY POWER GENERATION

INDUSTRIAL ENERGY EFFICIENCY

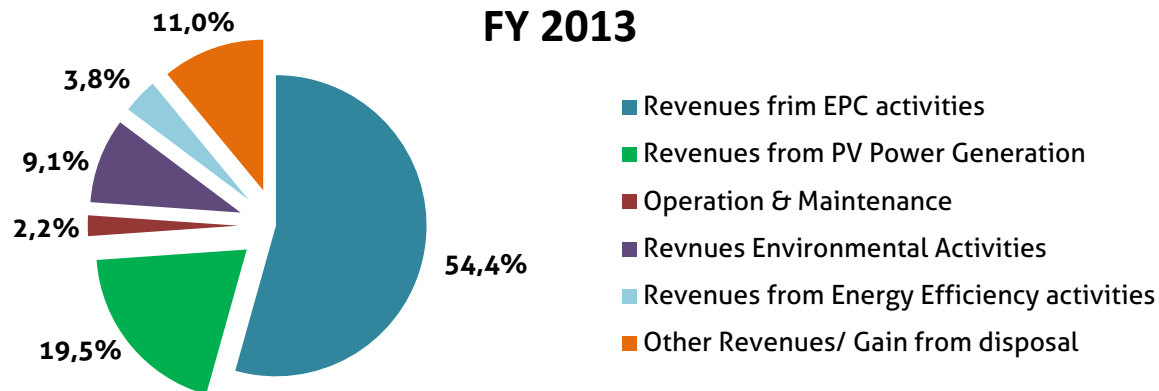
ENERGY TRADING AND SERVICES

VALUE OF TRANSACTION: ABOUT EURO 15 MIO

CAPITAL INCREASE OF TERNIENERGIA RESERVED TO SHAREHOLDERS OF FREE ENERGIA TO SUBSCRIBE THROUGH THE TRANSFER OF FREE ENERGIA SHARES, THERE IS NO CASH OUTLAY

Consolidated Financial Results 2013

REVENUES	FY2013 Incidence %		FY2012	Incidence %
Revenues from EPC activities	36.399.098	54,3%	47.254.767	72,3%
Revenues from PV Power Generation	13.083.010	19,5%	4.084.183	6,2%
Operation & Maintenance	1.484.480	2,2%	2.066.253	3,2%
Revenues Environmental Activities	6.113.116	9,1%	831.060	1,3%
Revenues from Energy Efficiency activities	2.527.550	3,8%	2.341.916	3,6%
Other Revenues/ Gain from disposal	7.365.569	11,0%	8.822.154	13,5%
Totale	66.972.823		65.400.333	



EBITDA - 12,4 MILLION EUROS

NET RESULT – 6,8 MILLION EUROS

DIVIDENDS 2013 - € 2,257 MILLIONS IN PAYMENT ON MAY 2014